






Kenya : Homework Grid

From the 9 activities below, you need to choose 2 to complete for this term. You will have 2 weeks to complete each task, so the expectation is that you will put in **care** and **effort** and complete it to the best of your ability. You can **present** your work in an appropriate style of your choice - **a poster, model, booklet, diagram, leaflet, talk, video** etc. and it may be word-processed or completed by hand. You can use **materials** from school.

<p><u>Chain Gang</u> Make a mobile to show and an African food chain</p> 	<p><u>Swahili</u> Learn some phrases in this Kenyan language.. learn to count to 10 and teach us...make a poster to show what you have learnt.</p>	<p><u>Kenyan Runners:</u> Find out about a Kenyan runner and how s/he trains.</p> 
<p><u>African Masks</u> Research and make your own tribal mask.</p> 	<p><u>Climate</u> Plot the average monthly temperature for Nakuru and Inverness on a line graph. <i>help sheet available.</i></p>	<p><u>Flag</u> Find out about the Kenyan flag and what the colours and symbols mean.</p> 
<p><u>Fascinating Facts</u> Make a poster with 10 facts about the Kenyan landscape.</p>	<p><u>Maasai necklace</u> Find out about these colourful necklaces and make one using a paper plate. <i>help sheet available.</i></p> 	<p><u>Own choice :</u></p>

The hand-in dates are as follows:

Choice 1: Monday 7th March . **Choice 2:** Monday 21st March